




ПРОСВЕЩАЕМ
ВДОХНОВЛЯЕМ
ОБУЧАЕМ

PEARSON TEST OF ENGLISH: Assessment you can trust



Tatiana Sokolova
EFL Teacher and Teacher Trainer
PTE and LCCI Examiner
CELTA graduate
BEC Higher Certificate holder
Language. Prosvescheniye.

г.Москва, Большая Татарская, д. 7
+ 7-495-786-25-61 (доб.148)
+7-929-678-60-37
t.sokolova@lang-prosv.ru



Today on the agenda...


01 | SWAT analyses of teaching to the test

02 | Pearson Test of English – What and Why?

03 | Pearson Learning Ecosystem

01

SWAT analyses of teaching to the test

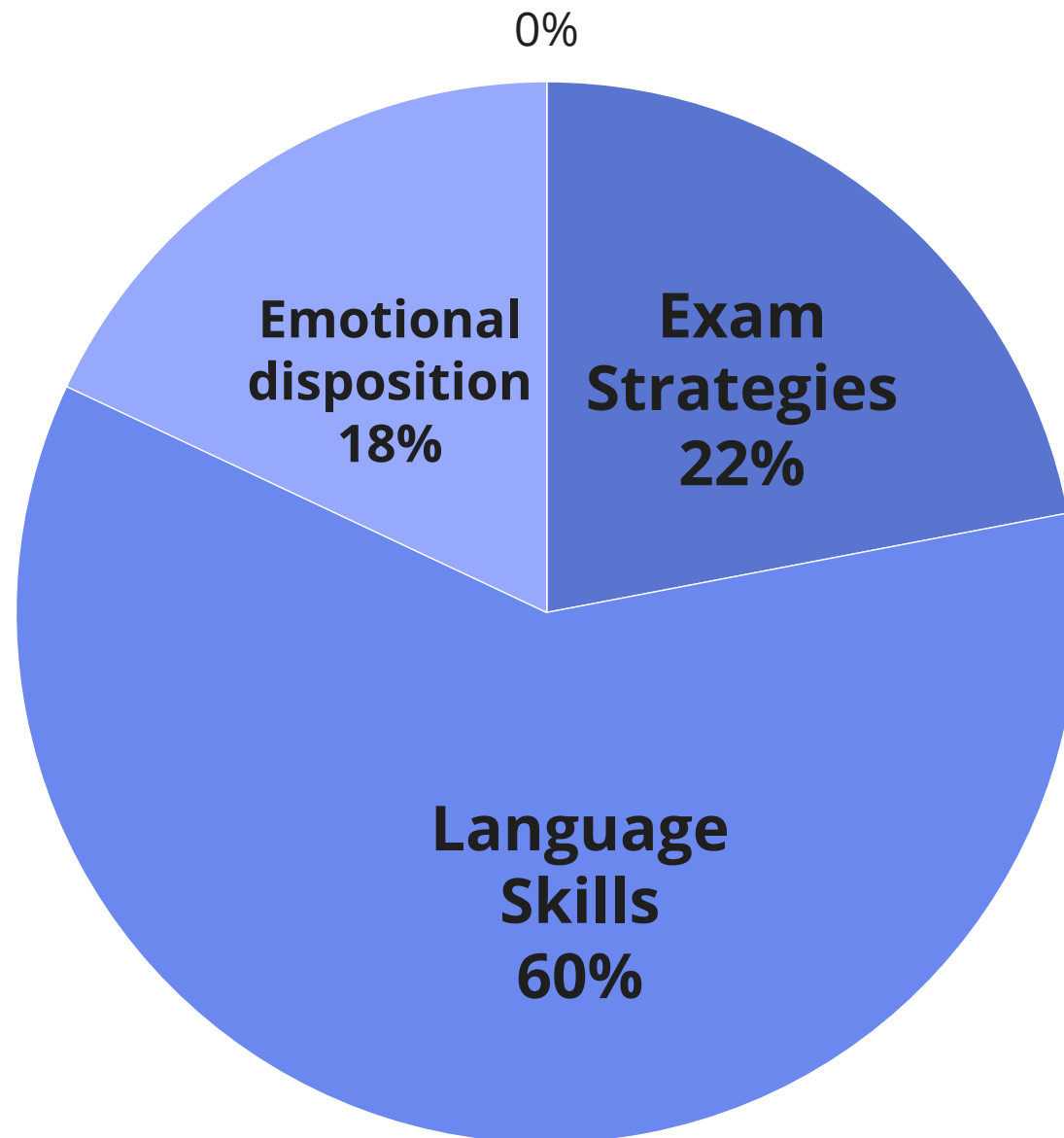


Criticism of teaching to the test

- ❑ Overworked teachers
- ❑ Students are drilled to answer specific questions
- ❑ The richness of English language is neglected
- ❑ No practical application
- ❑ Demotivates students



Secrets of Exam Success



Benefits of passing international exams

- ❑ Международные экзамены основаны на принципе взаимовлияния обучения и тестирования, предоставляют анализ достижений и недостатков кандидата, мотивируют к дальнейшему изучению языка
- ❑ Международные экзамены используют те же форматы экзаменационных заданий, что и российские экзамены
- ❑ Международные экзамены проходят в дружелюбной обстановке, особенно экзамены для младших школьников
- ❑ Международные экзамены формируют позитивный опыт сдачи языковых экзаменов





International qualifications to meet your goals

GENERAL ENGLISH EXAMS



ACADEMIC ENGLISH EXAMS




PROFESSIONAL DIPLOMAS



02

Pearson Test of English – What and Why?









UNIVERSITY OF LONDON



1985
Появление
экзаменов
*London Test of
English*

1996
Образование
EDEXEL

2003
Присоединение
EDEXEL к
Pearson

2005
Появление
*Pearson Test of
English*

2011
Присоединение
*London Chamber
of Commerce
and Industry*



UNIVERSITY OF LONDON



LONDON *of* CHAMBER
COMMERCE AND INDUSTRY

PTE YOUNG LEARNERS™



Экзамены для детей от 7 до 13 лет. Тесты проходят в увлекательной игровой форме, делая первый опыт сдачи экзамена приятным и незабываемым для ребенка и мотивируя его к достижению новых успехов в изучении английского языка



PTE GENERAL™



Экзамены PTE General объективно оценивают уровень владения английским языком и мотивирует кандидата на его дальнейшее изучение. Сертификат PTE General бессрочный и признается многими высшими учебными заведениями и работодателями за рубежом.

LCCI International Qualifications



LCCI IQ международные профессиональные квалификационные экзамены в английском, бизнесе, бухгалтерском учете, туризме и сфере обслуживания, банковском деле, финансах.



Ведущий образовательный холдинг в мире, лидер в области образования и цифровых образовательных технологий, продукты и услуги которого давно получили широкое распространение и признание во всем мире



Крупнейший экзаменационный синдикат в Великобритании, который сотрудничает с более чем 25 000 учебных заведений, имеет филиалы в более чем 100 странах мира и сертифицирует большинство национальных Британских экзаменов



Британская служба контроля качества квалификаций экзаменов и тестирования студентов

PTE is globally recognized



EDEXEL ведущий крупнейший экзаменационный синдикат **Британии**

Более в 100 странах EDXEL основной экзаменационный синдикат

Более 9 миллионов экзаменационных работ ежегодно

Более 30-летний опыт в развитии языковых квалификаций

10-уровневая линейка международных экзаменов от Starter до C2

Более 1000 тест-центров в **более 50 странах** по всему миру



Pearson Test of English is internationally accepted

by Ofqual as ESOL International qualifications

for entry to higher education or professional employment
in the UK or elsewhere



By government bodies

for employment purposes for school teachers



by Ministries of Education

as Approved assessment and Test of quality




by Ukrainian Ministry of Education and Science

as substitute test to the official school leaving exam




Higher Education Institutions accept PTE



UNIVERSITÀ DEGLI STUDI
DI MILANO



Bournemouth
University



leeds
metropolitan
university



AKADEMIA
LEONA KOŹMIŃSKIEGO



THE LONDON SCHOOL
OF ECONOMICS AND
POLITICAL SCIENCE ■

OXFORD
BROOKES
UNIVERSITY



Why Pearson Test of English?

- ❑ Practical life-long transferable skills
- ❑ Positive experience and motivation
- ❑ Exam Immunity
- ❑ Correlates with other international exams, National Exams (OGE) and ФГОС



Skills tested



Listening



Reading



Writing



Speaking



How is it assessed?

- ❑ Экзамен PTE проверяют и оценивают эксперты-экзаменаторы в Великобритании
- ❑ Благодаря нескольким этапам оценки обеспечивается наивысшая объективность полученных результатов
- ❑ Сертификат не имеет срока давности
- ❑ Каждый сертификат подкреплен комментарием с анализом результатов, который можно использовать для коррекции знаний учащихся



Performance report



PTE PEARSON TEST OF ENGLISH
Young Learners



Candidate Name: IVAN SHEVLIKOV
Centre Number: 83088
Candidate Number: 0001

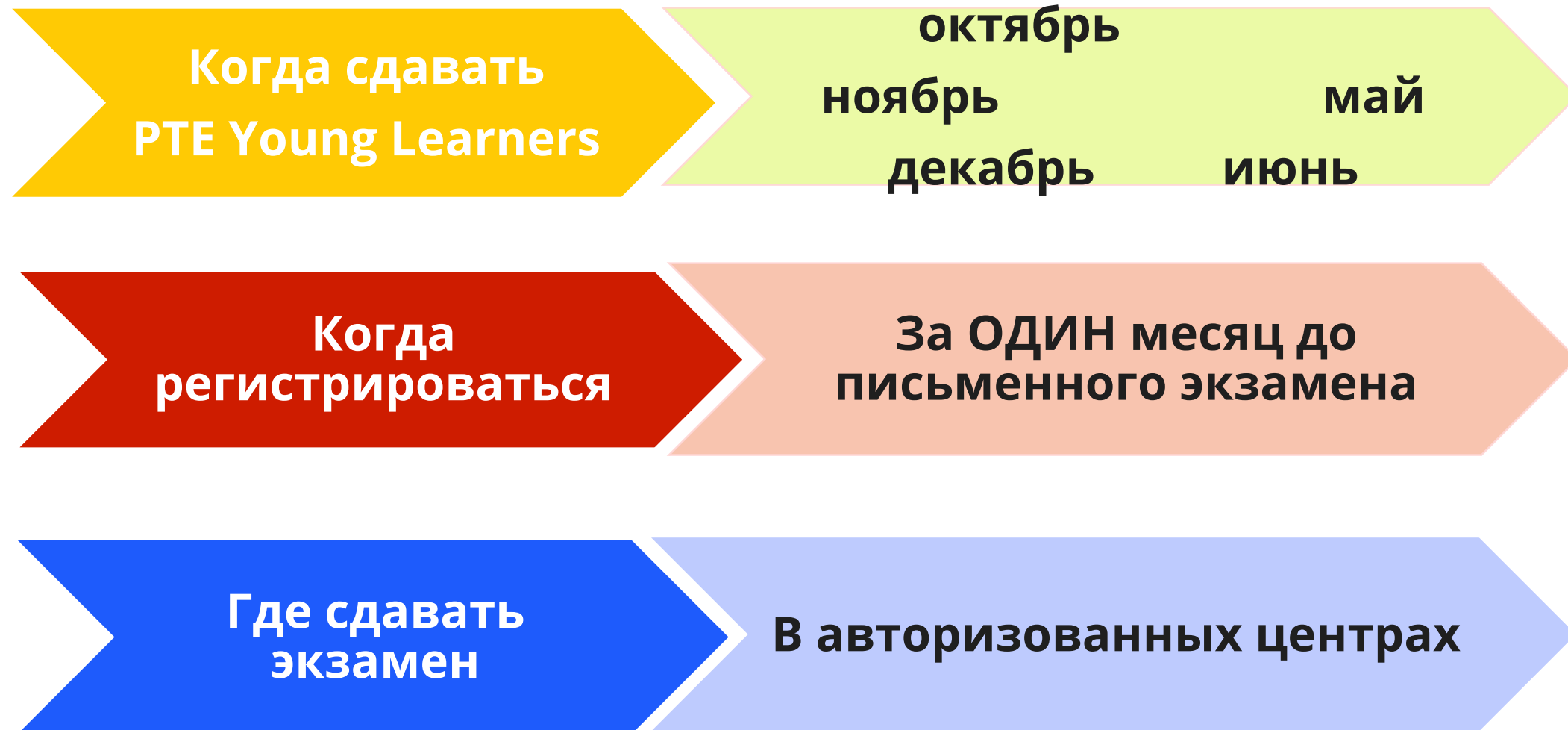
Pearson Tests of English Young Learners
Candidate Performance Report for Level 4181 - November 2014

Listening	26.0 / 30.0
Reading	50.0 / 50.0
Speaking	16.0 / 20.0
Overall	92.0 / 100.0

Pearson Tests of English Young Learners

Candidate Performance Report for Level 4181 - November 2014

Listening	26.0 / 30.0
Reading	50.0 / 50.0
Speaking	16.0 / 20.0
Overall	92.0 / 100.0



PTE YOUNG LEARNERS™

MOTIVATION
SATISFACTION
SUCCESS

7-12 лет

- ❑ Экзамены PTE Young Learners предлагаются на четырех уровнях сложности
- ❑ Экзамен проверяют все языковые навыки (чтение, аудирование, письмо и говорение)
- ❑ Все экзаменационные задания связаны одной тематикой, что существенно облегчает процесс сдачи экзамена
- ❑ Устная часть экзамена проходит в увлекательной игровой форме, что мотивирует ребенка к достижению новых успехов в изучении английского языка

PTE GENERAL™

GROW
YOUR
FUTURE

от
13
лет

- ❑ Экзамены PTE General предлагаются на шести уровнях сложности, полностью соответствующих Общеввропейской шкале языковых компетенций (CEFR)
- ❑ Экзамен проверяет все языковые навыки (чтение, аудирование, письмо и говорение)
- ❑ Экзаменационные задания тематически связаны, что существенно облегчает процесс сдачи экзамена
- ❑ Тематическое содержание PTE General не противоречит требованиям

Pearson PTE как поэтапная подготовка к ГИА

PTE YOUNG LEARNERS™



MOTIVATION
SATISFACTION
SUCCESS

2-3 кл – Firstwords

3 кл – Springboard

4 кл – Quickmarch

Breakthrough

5-6 кл – Breakthrough

Level A1

Level 1 (A2)

7-8 кл – Level 1 (A2)

8-9 кл – Level 2 (B1)

10-11 кл – Level 3 (B2)

11 кл – Level 4 (C1)



Начальная школа
2-4 классы



Средняя школа
5-9 классы



Старшая школа
10-11 классы

PTE GENERAL™



GROW
YOUR
FUTURE

Listening Correlation with OGE

Multiple choice

Multiple choice

Multiple
matching

Multiple
matching



True\false\not stated

Gap-fill

Dictation

Reading Correlation with OGE

Multiple choice

Multiple
matching

Gap-fill

True\false\not stated



Multiple choice

Multiple
matching

Note-taking

Writing: Correlation with OGE

Personal
letter

Essay



Personal
letter

Essay

Article

PTE Young Learners

- ❑ PTE Young Learners предлагаются на четырех уровнях сложности
- ❑ PTE Young Learners проверяют все языковые навыки (чтение, аудирование, письмо и говорение)
- ❑ Все экзаменационные задания PTE Young Learners связаны одной тематикой, что существенно облегчает процесс сдачи экзамена
- ❑ Устная часть PTE Young Learners проходит в увлекательной игровой форме, что мотивирует ребенка к достижению новых успехов в изучении английского языка

7-12 лет

PTE YOUNG LEARNERS™

MOTIVATION
SATISFACTION
SUCCESS



ENGLISH ASSESSMENT THAT YOU CAN TRUST!

The Browns



Enjoyable exam
format

Child-friendly



PTE Young

PTE | PEARSON TEST OF ENGLISH
Young Learners

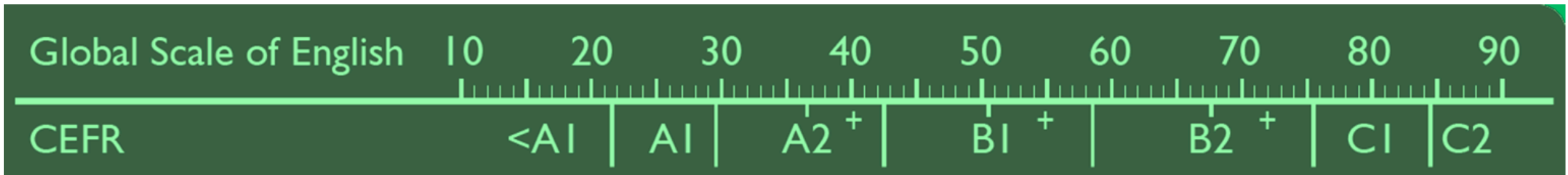
4 levels

First Words pre-A1,
Springboard A1,
Quickmarch A2,
Breakthrough A2+-B1

Alignment PTEYL with CEFR and GSE



Exam	Communication level	CEF	GSE	Number of hours
First words	Starter	Pre-A1	18-27	80-100
Springboard	Foundation	A1	22-39	120-160
Quickmarch	Elementary	A2	30-42	180-220
Breakthrough	High Elementary/Pre-Intermediate	A2+-B1	37-49	240-280



Особенности PTE Young Learners

- Учёт возрастных особенностей
- Коммуникативность
- Наличие подробных программ для каждого уровня
- Простота интеграции с любыми коммуникативными программами по английскому языку
- Объективность и прозрачность результатов



Centre No.		Paper Reference	Surname	Initial(s)
Candidate No.		4 1 8 2 / 0 1	Signature	


Paper Reference: **4181/01**

Pearson Test of English Young Learners
Firstwords
 Level 1
 November 2011
 Time: 1 hour


Examiner's use only	
Team Leader's use only	

Question Number	Level	Mark
Task 1		
Task 2		
Task 3		
Task 4		
Task 5		
Task 6		
Oral		
Total		


Instructions to Candidates
 In the boxes above, write your centre number, candidate number, your surname, initials and signature. Use an HB pencil or a blue or black pen. Do not use coloured pencils or crayons.



This publication may be reproduced only in accordance with Edexcel Limited copyright policy. ©2011 Edexcel Limited. Pearson's Log No.



Turn over



advancing learning. changing lives

H39060A H 3 9 0 6 0 A 0 1 1 2

WB004182070 55

Centre No.		Paper Reference	Surname	Initial(s)
Candidate No.		4 1 8 2 / 0 1	Signature	


Paper Reference: **4182/01**

Pearson Test of English Young Learners
Springboard
 Level 2
 November 2010
 Time: 1 hour


Examiner's use only	
Team Leader's use only	

Question Number	Level	Mark
Task 1		
Task 2		
Task 3		
Task 4		
Task 5		
Task 6		
Oral		
Total		


Instructions to Candidates
 In the boxes above, write your centre number, candidate number, your surname, initials and signature. Use an HB pencil or a blue or black pen. Do not use coloured pencils or crayons.



This publication may be reproduced only in accordance with Edexcel Limited copyright policy. ©2011 Edexcel Limited. Pearson's Log No.



Turn over



advancing learning. changing lives

H39060A H 3 9 0 6 0 A 0 1 1 2

WB004182070 55

Centre No.		Paper Reference	Surname	Initial(s)
Candidate No.		4 1 8 3 / 0 1	Signature	


Paper Reference: **4183/01**

Pearson Test of English Young Learners
Quickmarch
 Level 3
 June 2011
 Time: 1 hour


Examiner's use only	
Team Leader's use only	

Question Number	Level	Mark
Task 1		
Task 2		
Task 3		
Task 4		
Task 5		
Task 6		
Oral		
Total		


Instructions to Candidates
 In the boxes above, write your centre number, candidate number, your surname, initials and signature. Use an HB pencil or a blue or black pen. Do not use coloured pencils or crayons.



This publication may be reproduced only in accordance with Edexcel Limited copyright policy. ©2011 Edexcel Limited. Pearson's Log No.



Turn over



advancing learning. changing lives

P39713A P 3 9 7 1 3 A 0 1 1 2

WB004183070 55CJ

Centre No.		Paper Reference	Surname	Initial(s)
Candidate No.		4 1 8 4 / 0 1	Signature	


Paper Reference: **4184/01**

Pearson Test of English Young Learners
Breakthrough
 Level 4
 June 2011
 Time: 1 hour


Examiner's use only	
Team Leader's use only	

Question Number	Level	Mark
Task 1		
Task 2		
Task 3		
Task 4		
Task 5		
Task 6		
Oral		
Total		


Instructions to Candidates
 In the boxes above, write your centre number, candidate number, your surname, initials and signature. Use an HB pencil or a blue or black pen. Do not use coloured pencils or crayons.



This publication may be reproduced only in accordance with Edexcel Limited copyright policy. ©2011 Edexcel Limited. Pearson's Log No.



Turn over



advancing learning. changing lives

P39717A P 3 9 7 1 7 A 0 1 1 2

WB004184070 55CJ

Экзамен PTE YL для детей 4 уровней от Starter до A2+

Письменный модуль

60 минут

Аудирование – 2 задания

Чтение – 2 задания

Письмо – 2 задания

Устный модуль

20 минут

2 задания

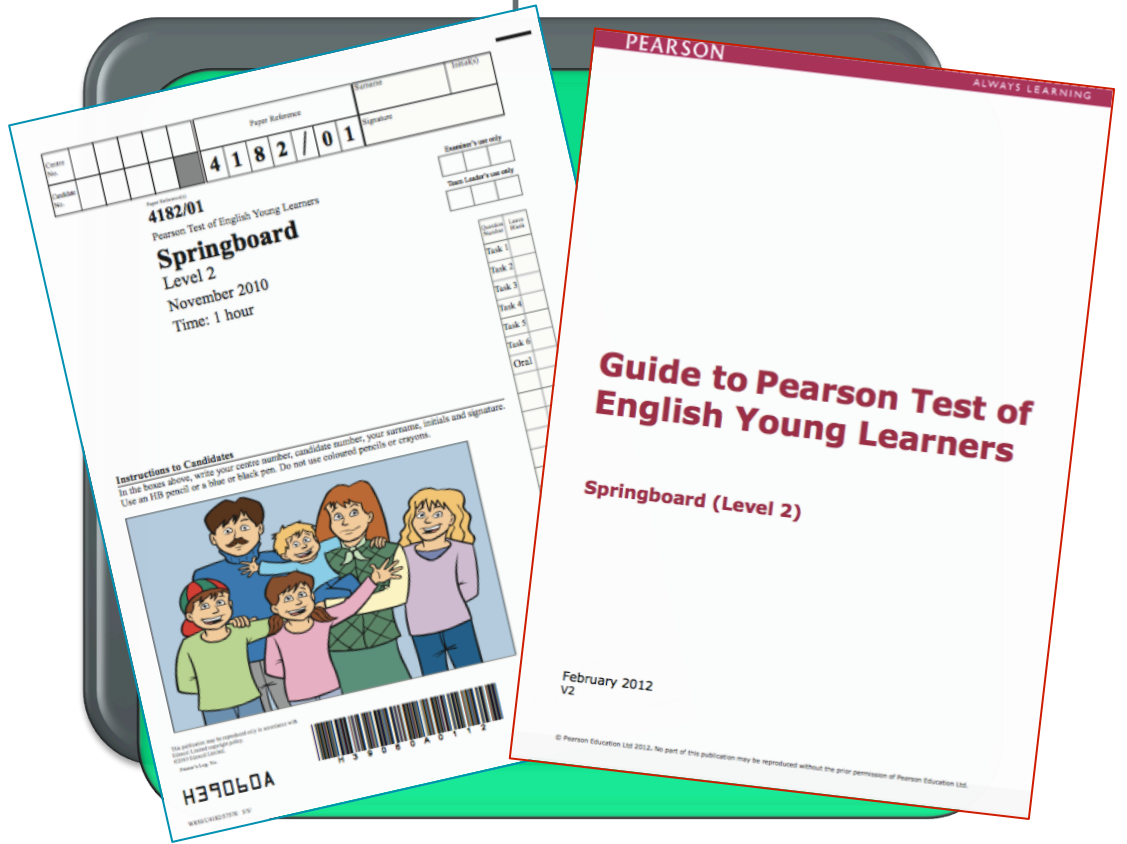
Вопросы и ответы

Монологическая речь + вопросы
и ответы



PTE Young Learners Written Part

individual desks in the classroom
60 minutes
3 parts: Listening, Reading, Writing





PTE

PEARSON TEST OF ENGLISH
Young Learners


The Browns



Name: Tom Brown
Job: Pilot
Family: Married - has 4 children
Hobbies: Travelling, skiing, going to the cinema, eating in restaurants, being with the family and sports
Hates: Ironing



Name: Elizabeth Brown
Job: Mother and vet
Family: Married - has 4 children
Hobbies: Animals and wildlife, cooking, travelling, reading and going to the cinema
Hates: Spiders



Name: Anna Brown
Age: 14
Hobbies: Sports, dancing and pop music, watching TV, talking on the phone and learning languages
Hates: Computer games
Ambition: To be a pop star



Name: Sophie Brown
Age: 10
Hobbies: Animals, looking after the family pets, making cakes and biscuits and ice skating
Hates: McDonalds, spiders and cabbage
Ambition: To be a vet



Name: Ben Brown
Age: 11
Hobbies: Sport (especially football, watching Arsenal and England), playing on his Playstation, eating in McDonalds and spiders
Hates: Getting up in the mornings and doing school homework
Ambition: To play for 'Arsenal'



Name: Jack Brown
Age: 1½
Hobbies: Playing and making a mess
Hates: Mushrooms, cabbage, spinach, cauliflower, onions, and most other vegetables
Ambition: None yet

Примеры экзаменационных заданий

5. Task One: My Hobby's Horse Riding (16 marks)


Help kids, help boys and girls. Today's test is Breakthrough. Tasks One and Two are listening. Good luck and have fun!

Task One: My Hobby's Horse Riding (16 marks)

Anna talks to her friend Sandy about her hobby. Listen to their conversation and put a cross (X) in the box under each correct answer. The first one is an example.


You will hear the conversation twice. Listen carefully!

Example: What is Anna doing on Saturday?




A B C

1. Who is Sandy going horse riding with?



A B C

2. Which horse is Ben's?



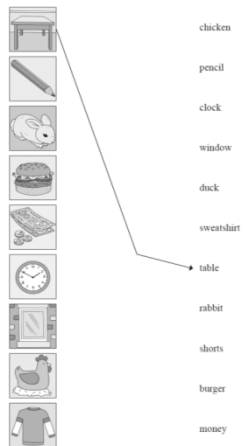
A B C

Leave blank
Task 5

5. Task Five: Things in the Brown Family's House (16 marks)

Chantal sees many things in the Brown family's house. Draw a line from the pictures of the things to the words. The first one is an example.

Be careful. There are two extra words.



chicken
pencil
clock
window
duck
sweatshirt
table
rabbit
shorts
burger
money

Leave blank
Task 5

2. Task Two: Talking to Mr Dale (16 marks)

Mr Dale is the music teacher at Anna's school. Mrs Brown is talking to him. Listen to their conversation. After each part of the conversation, write a short answer to the question.

You will hear the conversation twice. First, listen to the example.

Example: How does Anna feel about singing in the competition?
Nervous

- When did Mrs Rose start the competition?
- How many children were in the first competition?
- Who is choosing the winner this year?
- Which song did the winner sing last year?
- Where is the competition going to be this year?
- How much are the most expensive tickets?
- Why do some of the children cry in the competition?
- When is the special competition?

Leave blank
Task 2

6. Task Six: My French Friend (14 marks)

Sophie writes in her diary about Chantal and her family. Help her to finish and write the missing words. Use the words in the box at the bottom of the page. Be careful. You do not need all of them. The first answer is an example.

Chantal is my French (example) friend. There are six people in her big (1) There's her mum, her dad, her (2) Monique and her two brothers Paul and Gabriel. Chantal herself is a very nice (3) and she has got a lot of friends at her (4) She is very (5) at music and she can play the (6) well. Chantal's family have got a house with lots of (7) rooms. It's very beautiful.

big brother good bedroom
school family piano sister
~~friend~~ kind girl

Leave blank
Task 6

6. Task Six: Music and Me (10 marks)

Now write about music and you.


- My favourite music is
- I like it because
- Our music teacher
- In my last music lesson
- In the future

Leave blank
Task 6

3. Task Three: Chantal's School (10 marks)

In the garden, Sophie asks Chantal about her school in Paris. Draw a line from Sophie's questions to Chantal's answers. The first one is an example.

Be careful. There is one extra answer.



Example: Do you like your school, Chantal?
English of course. The teacher is very good.

- Can you walk to school?
Three in the morning and three after lunch.
- What's your favourite lesson?
Yes, it's great.
- Are you good at maths?
There are lessons each day.
- Is your school for boys and girls?
No, it's a long way from my house.
- How many lessons are there in a school day?
No, it's just for girls.
Yes, but it's not my favourite subject.

Leave blank
Task 3

3. Task Three: Anna Talks to Cindy Barr (15 marks)

Cindy Barr sings songs for her job. Anna asks her questions for the school magazine. Write the questions in the spaces. The first one is an example.

Anna: (example) Did you have a singing competition at your school?

Cindy: Yes. We had a singing competition every year.

Anna:

Cindy: I won the competition in 2007.

Anna:

Cindy: The song? It was called 'Lazy Princess'.

Anna:

Cindy: My first singing job? I was seventeen years old.

Anna:

Cindy: I'm travelling to the USA next.

Anna:


Cindy: I'm going to be there for two months.

Leave blank
Task 3

4. Task Four: At the Animal Park (10 marks)

Look at the pictures of Chantal and Sophie's visit to the animal park and draw a line from the pictures to the correct sentences. The first one is an example.

Be careful. There is one extra sentence.



Can you take a photo of me please?
It's five pounds for you and two pounds for a child.

There are lots of people here. Let's come back later.

Have some cake. I've got lots.

This is a photo of a stake.

Look. We can sit there.


They are here, next to the tigers.

Leave blank
Task 4

6. Task Six: The Browns to the Rescue (20 marks)

On another rainy day, Anna and Mr Brown help a boy. Look at the pictures and write the story. You must use all the pictures.

Write about 75 words.



.....
.....
.....
.....
.....
.....

Leave blank
Task 6

PTE Young Learners

Oral Part

Groups up to 5 students

Up to 25 min for each group (5 min per student)

2 parts: Board game and Short Talk



Speaking: Board Game

What do you do when you go to your friend's house?



How often does your family go on holiday?



What were you doing at ten o'clock last night?



Who cooks the best food in your family?



When are you going to have your next English lesson?



Can you tell us how to get to this school from your house?





Speaking: Short Talk



My Toys

Firstwords – Topic Card 4

Print Log No.
H35315A




Things in My House

Springboard – Topic Card 6

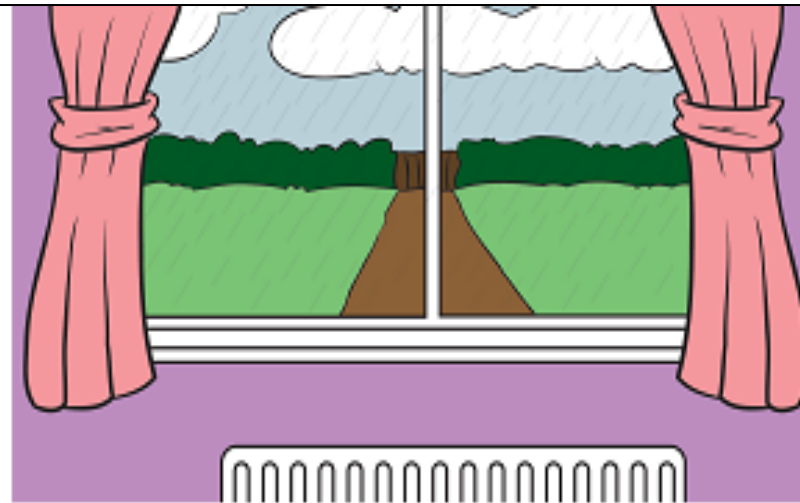
Print Log No.
H35314A



My Last School Trip

 Pencilmark – Topic Card 2

Print Log No.
H3531



A Bad Day for Me and My Family

Breakthrough – Topic Card 2

Print Log No.
H35322A



Экзамены PTE General

- ❑ PTE General предлагаются на шести уровнях сложности, соответствующих Общеввропейской шкале языковых компетенций (CEFR)
- ❑ PTE General проверяют все языковые навыки (чтение, аудирование, письмо и говорение)
- ❑ Все экзаменационные задания PTE General тематически связаны, что существенно облегчает процесс сдачи экзамена
- ❑ Тематическое содержание PTE General не противоречит требованиям российского ФГОС
- ❑ По формату PTE General схожи с российскими государственными экзаменами по английскому языку

от
13 лет

PTE GENERAL™

GROW
YOUR
FUTURE

ASSESSMENT THAT IS BUILDING CONFIDENCE!

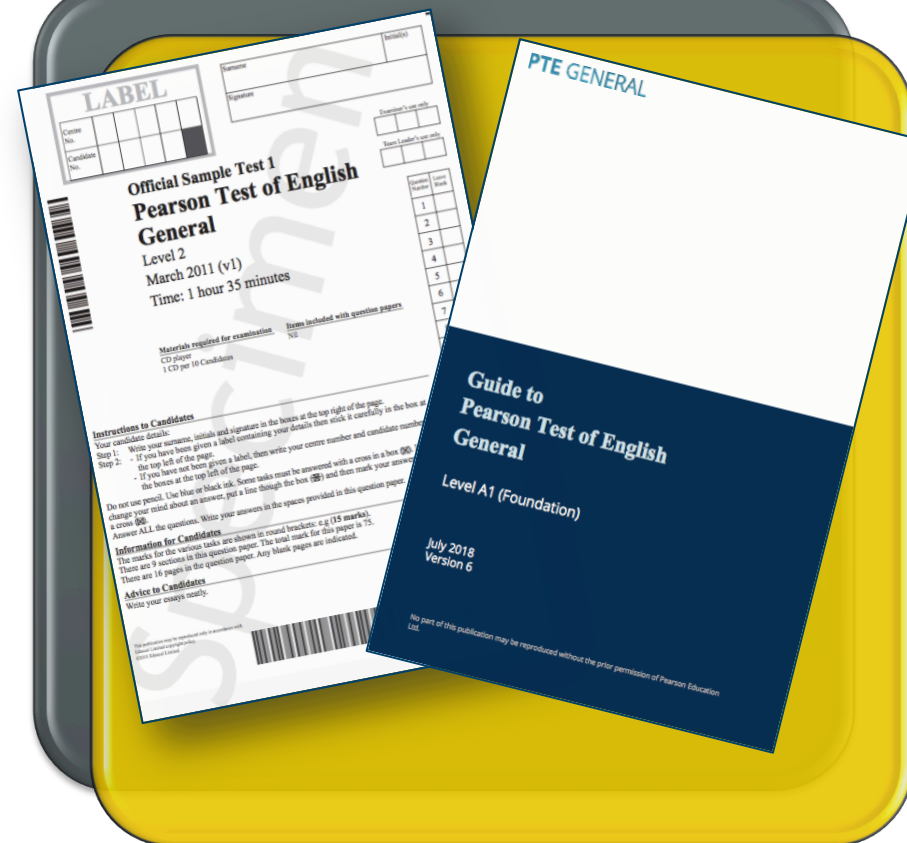
Экзамен PTE для подростков и взрослых 6 уровней от A1 до C2

Письменный модуль
1 час 15 мин – 2 часа 55 мин

Аудирование – 3 задания

Чтение – 4 задания

Письмо – 2 задания



LABEL

Surname: _____ Initial(s): _____
 Signature: _____

Centre No. _____
 Candidate No. _____

Examiner's use only
 Team Leader's use only

**Official Sample Test 1
 Pearson Test of English
 General
 Level A1
 March 2011 (v1)
 Time: 1 hour 35 minutes**

Materials required for examination: CD player, 1 CD per 10 Candidates
 Items included with question papers: Nil

Instructions to Candidates
 Your candidate details:
 Step 1: Write your surname, initials and signature in the boxes at the top right of the page.
 Step 2: If you have been given a label containing your details then stick it carefully in the box at the top left of the page.
 - If you have not been given a label, then write your centre number and candidate number in the boxes at the top left of the page.

Do not use pencil. Use blue or black ink. Some tasks must be answered with a cross in a box (X). If you change your mind about an answer, put a line through the box (X) and then mark your answer with a cross (X).

Answer ALL the questions. Write your answers in the spaces provided in this question paper.

Information for Candidates
 The marks for the various tasks are shown in round brackets: e.g. (15 marks).
 There are 9 sections in this question paper. The total mark for this paper is 75.
 There are 16 pages in the question paper. Any blank pages are indicated.

Advice to Candidates
 Write your essays neatly.

Quantum Number | Last Blank
 1
2
3
4
5
6
7
8
9

This publication may be reproduced only in accordance with Edexcel Limited copyright policy. ©2011 Edexcel Limited.

LABEL

Surname: _____ Initial(s): _____
 Signature: _____

Centre No. _____
 Candidate No. _____

Examiner's use only
 Team Leader's use only

**Official Sample Test 1
 Pearson Test of English
 General
 Level 1
 March 2011 (v1)
 Time: 1 hour 35 minutes**

Materials required for examination: CD player, 1 CD per 10 Candidates
 Items included with question papers: Nil

Instructions to Candidates
 Your candidate details:
 Step 1: Write your surname, initials and signature in the boxes at the top right of the page.
 Step 2: If you have been given a label containing your details then stick it carefully in the box at the top left of the page.
 - If you have not been given a label, then write your centre number and candidate number in the boxes at the top left of the page.

Do not use pencil. Use blue or black ink. Some tasks must be answered with a cross in a box (X). If you change your mind about an answer, put a line through the box (X) and then mark your answer with a cross (X).

Answer ALL the questions. Write your answers in the spaces provided in this question paper.

Information for Candidates
 The marks for the various tasks are shown in round brackets: e.g. (15 marks).
 There are 9 sections in this question paper. The total mark for this paper is 75.
 There are 16 pages in the question paper. Any blank pages are indicated.

Advice to Candidates
 Write your essays neatly.

Quantum Number | Last Blank
 1
2
3
4
5
6
7
8
9

This publication may be reproduced only in accordance with Edexcel Limited copyright policy. ©2011 Edexcel Limited.

Turn over edexcel

LABEL

Surname: _____ Initial(s): _____
 Signature: _____

Centre No. _____
 Candidate No. _____

Examiner's use only
 Team Leader's use only

**Official Sample Test 1
 Pearson Test of English
 General
 Level 2
 March 2011 (v1)
 Time: 1 hour 35 minutes**

Materials required for examination: CD player, 1 CD per 10 Candidates
 Items included with question papers: Nil

Instructions to Candidates
 Your candidate details:
 Step 1: Write your surname, initials and signature in the boxes at the top right of the page.
 Step 2: If you have been given a label containing your details then stick it carefully in the box at the top left of the page.
 - If you have not been given a label, then write your centre number and candidate number in the boxes at the top left of the page.

Do not use pencil. Use blue or black ink. Some tasks must be answered with a cross in a box (X). If you change your mind about an answer, put a line through the box (X) and then mark your answer with a cross (X).

Answer ALL the questions. Write your answers in the spaces provided in this question paper.

Information for Candidates
 The marks for the various tasks are shown in round brackets: e.g. (15 marks).
 There are 9 sections in this question paper. The total mark for this paper is 75.
 There are 16 pages in the question paper. Any blank pages are indicated.

Advice to Candidates
 Write your essays neatly.

Quantum Number | Last Blank
 1
2
3
4
5
6
7
8
9

This publication may be reproduced only in accordance with Edexcel Limited copyright policy. ©2011 Edexcel Limited.

LABEL

Surname: _____ Initial(s): _____
 Signature: _____

Centre No. _____
 Candidate No. _____

Examiner's use only
 Team Leader's use only

**Official Sample Test 1
 Pearson Test of English
 General
 Level 3
 March 2011 (v1)
 Time: 1 hour 35 minutes**

Materials required for examination: CD player, 1 CD per 10 Candidates
 Items included with question papers: Nil

Instructions to Candidates
 Your candidate details:
 Step 1: Write your surname, initials and signature in the boxes at the top right of the page.
 Step 2: If you have been given a label containing your details then stick it carefully in the box at the top left of the page.
 - If you have not been given a label, then write your centre number and candidate number in the boxes at the top left of the page.

Do not use pencil. Use blue or black ink. Some tasks must be answered with a cross in a box (X). If you change your mind about an answer, put a line through the box (X) and then mark your answer with a cross (X).

Answer ALL the questions. Write your answers in the spaces provided in this question paper.

Information for Candidates
 The marks for the various tasks are shown in round brackets: e.g. (15 marks).
 There are 9 sections in this question paper. The total mark for this paper is 75.
 There are 16 pages in the question paper. Any blank pages are indicated.

Advice to Candidates
 Write your essays neatly.

Quantum Number | Last Blank
 1
2
3
4
5
6
7
8
9

This publication may be reproduced only in accordance with Edexcel Limited copyright policy. ©2011 Edexcel Limited.

Turn over edexcel

LABEL

Surname: _____ Initial(s): _____
 Signature: _____

Centre No. _____
 Candidate No. _____

Examiner's use only
 Team Leader's use only

**Official Sample Test 1
 Pearson Test of English
 General
 Level 4
 March 2011 (v1)
 Time: 1 hour 35 minutes**

Materials required for examination: CD player, 1 CD per 10 Candidates
 Items included with question papers: Nil

Instructions to Candidates
 Your candidate details:
 Step 1: Write your surname, initials and signature in the boxes at the top right of the page.
 Step 2: If you have been given a label containing your details then stick it carefully in the box at the top left of the page.
 - If you have not been given a label, then write your centre number and candidate number in the boxes at the top left of the page.

Do not use pencil. Use blue or black ink. Some tasks must be answered with a cross in a box (X). If you change your mind about an answer, put a line through the box (X) and then mark your answer with a cross (X).

Answer ALL the questions. Write your answers in the spaces provided in this question paper.

Information for Candidates
 The marks for the various tasks are shown in round brackets: e.g. (15 marks).
 There are 9 sections in this question paper. The total mark for this paper is 75.
 There are 16 pages in the question paper. Any blank pages are indicated.

Advice to Candidates
 Write your essays neatly.

Quantum Number | Last Blank
 1
2
3
4
5
6
7
8
9

This publication may be reproduced only in accordance with Edexcel Limited copyright policy. ©2011 Edexcel Limited.

LABEL

Surname: _____ Initial(s): _____
 Signature: _____

Centre No. _____
 Candidate No. _____

Examiner's use only
 Team Leader's use only

**Official Sample Test 1
 Pearson Test of English
 General
 Level 5
 March 2011 (v1)
 Time: 1 hour 35 minutes**

Materials required for examination: CD player, 1 CD per 10 Candidates
 Items included with question papers: Nil

Instructions to Candidates
 Your candidate details:
 Step 1: Write your surname, initials and signature in the boxes at the top right of the page.
 Step 2: If you have been given a label containing your details then stick it carefully in the box at the top left of the page.
 - If you have not been given a label, then write your centre number and candidate number in the boxes at the top left of the page.

Do not use pencil. Use blue or black ink. Some tasks must be answered with a cross in a box (X). If you change your mind about an answer, put a line through the box (X) and then mark your answer with a cross (X).

Answer ALL the questions. Write your answers in the spaces provided in this question paper.

Information for Candidates
 The marks for the various tasks are shown in round brackets: e.g. (15 marks).
 There are 9 sections in this question paper. The total mark for this paper is 75.
 There are 16 pages in the question paper. Any blank pages are indicated.

Advice to Candidates
 Write your essays neatly.

Quantum Number | Last Blank
 1
2
3
4
5
6
7
8
9

This publication may be reproduced only in accordance with Edexcel Limited copyright policy. ©2011 Edexcel Limited.

Turn over edexcel

Соответствие уровня владения языком уровню экзамена Pearson PTE General



Level	Communication level	CEF	GSE	Number of hours
Level A1	Foundation	A1	22-39	80-120
Level 1	Elementary	A2	30-42	180-200
Level 2	Intermediate	B1	43-58	350-400
Level 3	Upper intermediate	B2	59-75	500-600
Level 4	Advanced	C1	76-84	700-800
Level 5	Proficient	C2	85-90	1000-1200

PTE

PEARSON TEST OF ENGLISH
General



PTE


PEARSON TEST OF ENGLISH
General

Примеры экзаменационных заданий

SECTION 1


You have 10 seconds to read each question. Listen and put a cross in the box next to the correct answer, as in the example. You have 10 seconds to choose the correct option.

Example: Which table does she want?



A B C

1. What is the man's job?



A B C

SECTION 2

You will hear a recording about snow. Listen to the whole recording once. Then you will hear the recording again with pauses for you to write down what you hear. Make sure you spell the words correctly.

11.

SECTION 3

You will hear a phone message. First, read the notes below then listen and complete the notes with information from the message. You will hear the recording twice.

Example. Message for: *Mr Taylor*

12 Full Name:

13 Wants:

14 Bedrooms:

15 Cost per week:

16 Will phone again:

Read each text and put a cross (X) by the missing word or phrase, as in the example.

Example.
Passenger announcement: All flights leaving the airport this morning are _____ due to fog.
A delayed
B flying
C seen

22. Do not _____ a loud noise. Your sister is sleeping.
A make
B sound
C take

23. The concert will be held on 12 September. Please buy your tickets in the _____.
A website
B phone
C shop


SECTION 5

For each question, put a cross (X) in the box below the correct picture, as in the example.

Example: Which is a picture of the holiday?

correspondence this side only
POSTCARD
address only this side
place correct postage here


The weather is very hot. We go out in the morning but in the afternoon we sit under the trees and sleep.



A B C

SECTION 6

Read the email below and answer the questions.



Example. Who is the email to? *Tony*

32. Where is Peter's new job?

33. How much money does Peter get per week?

34. What time does Peter finish work?

35. When does Peter want to see Tony?

SECTION 6 CONTINUED

Read the leaflet below and answer the questions.

Harry's Takeaway - "The Restaurant in your House"

In July Harry's Takeaway in Newtown is 25 years old.
Special offers: 1st July to 31st July
3 course meals from £15
2 course meals from £12.50
Free delivery (in 15 minutes for homes in Newtown)
Phone: 0789-654-769

Example. What is the name of the restaurant? *Harry's Takeaway*

36. Where is the restaurant?

37. When do the special offers start?

38. How much does a person pay for 2 courses?

39. What does the restaurant do for free?

SECTION 8

Use the information in Section 7 to help you write your answer.

47. Imagine you are now in Niederau for a winter holiday. Write a postcard to a friend. Write 30-50 words and include the following information:


- where you are
- who you are with
- what you are doing

Write your answer here. Do not write outside the box.


SECTION 9

Choose one of the pictures below and write your answer in 50 - 80 words.

48. A) Write a short story about the picture.



B) Write a short story about the picture.



SECTION 9

Choose one of the topics below and write your answer in 250 - 300 words.

Write an essay in response to the following question:

What are the advantages and disadvantages of living in a multi-cultural society?"

Or

48. B) Write contribution to a website blog about language learning, describing your own experience of learning foreign languages and making recommendations about the best methods.

Экзамен РТЕ для подростков и взрослых 6 уровней от А1 до С2

Устный модуль

5-8 мин

3-4 задания

Монологическая речь

Дискуссия

Описание картинки

Ролевая игра



S10 00:03



Section 10: Personal Information

Main prompt 3:

- What are the most popular sports for young people in your country?

Follow-up prompts

- What sort of activity do you do to keep fit?
- Tell me about the last time you played a team sport.
- How important is it to be active? Why?
- What types of sports are good to watch? Why?

Монологическое высказывание (1-1,5 мин) на предложенную тему

Задание состоит из нескольких вопросов-подсказок, которые экзаменатор предлагает кандидату

Экзаменационные материалы содержат 4 варианта вопросов,

из которых экзаменатор выбирает один

Section 11: Discussion

Now, we are going to discuss something together. The question is:

“Should communities continue to celebrate traditional festivals or replace them with more modern ones?”

What do you think?

Присутствует только для уровней Level 2, Level 3, Level 4 и Level 5

Диалог-дискуссия между экзаменатором и кандидатом на тему, предложенную экзаменатором

Экзаменатор использует аргументы, предложенные в экзаменационных материалах, чтобы дать возможность

кандидату выразить и отстаивать

Section 12: Picture Description

Now, here are two pictures showing two technological developments. Please tell me what you can see in the pictures.

[Hand the pictures to the test taker]

[Allow the test taker to speak for about 1 minute, then put this secondary prompt]

Which of these would it be most difficult for you to live without? Why?

[Retrieve the pictures]



Экзаменуемый должен описать одну (LA1-L2) или две (L3-L5) картинки

Экзаменатор использует дополнительные предложенные вопросы для поддержания общения

Section 13: Role-play

Now we are going to take part in a role play. Here is a card with the situation on it.

[Hand the card to the test taker]

[Allow up to 15 seconds to study the card]

Test taker's card

The situation:

You are in a shop. You bought an expensive computer from this shop and when you opened the box the screen was smashed. The examiner is the shop assistant.

Your goal:

You want to get your money back (not a replacement)

Диалог в конкретной ситуации

Задание предлагается в виде карточки с описанием ситуации

Международные экзамены Pearson Test of English

Экзамены, созданные Лондонским Университетом

Интеграция в большинство программ изучения английского языка

Преемственность между уровнями и форматом экзамена

Соответствие Общеввропейской Шкале языковых компетенций


Основное внимание практическим навыкам владения английским языком

Гарантия объективности результатов и бессрочный сертификат

Рекомендуемые учебные пособия для подготовки к Pearson



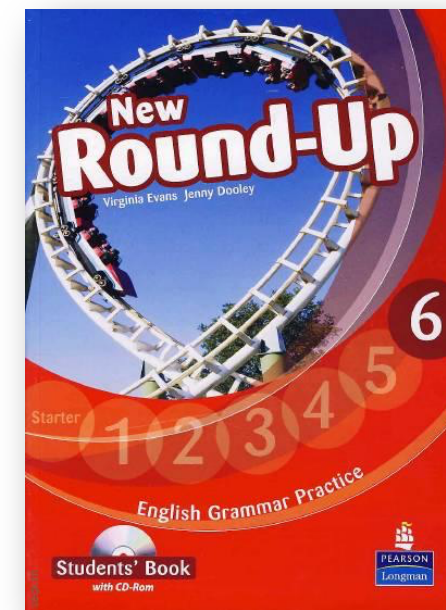
- Уровни Starter-B1
- Учитывает интересы детей подростков и особенности экзаменационной подготовки
- Построен на формировании навыков 21 века
- Межпредметные связи CLIL и Social Values
- Ongoing assessment
- Онлайн компонент MyEnglishLab и E-text
- Разнообразные видео материалы, в том числе и для грамматического материала



- Уровни Starter-B1
- Учитывает интересы подростков и особенности экзаменационной подготовки
- Построен на формировании навыков 21 века
- CLIL
- Создан в сотрудничестве с BBC
- Разнообразные онлайн компоненты на платформе MyEnglishLab: Online Homework, online workbook и E-text

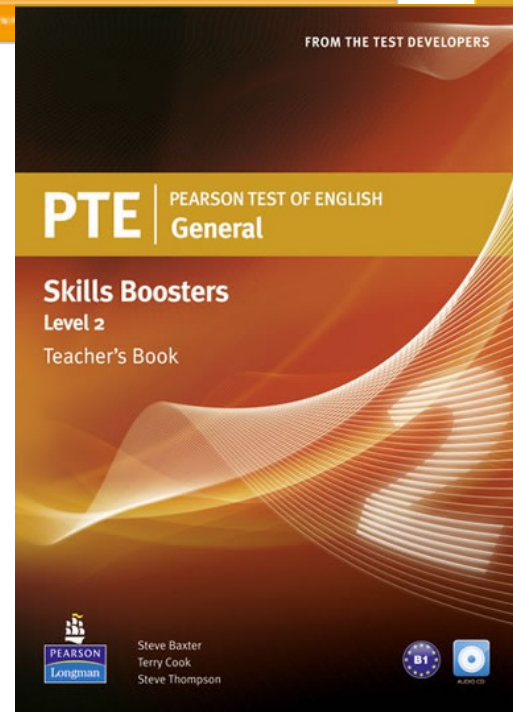

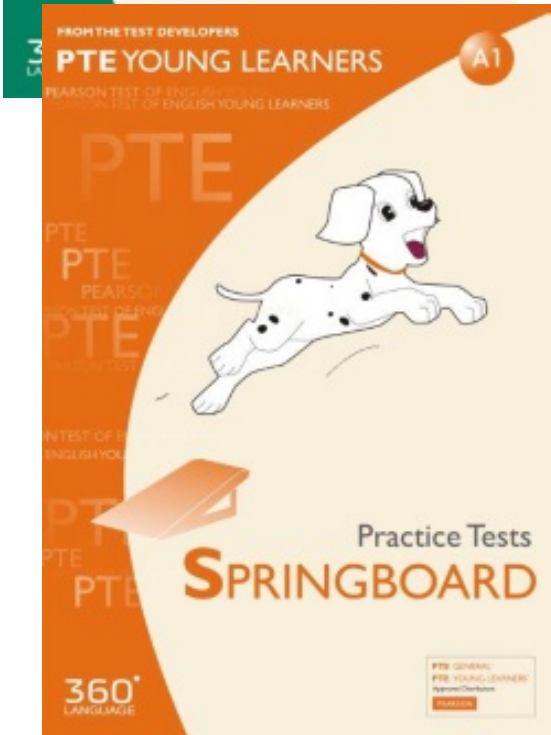




- Уровни A2-C1
- Учитывает интересы подростков и особенности экзаменационной подготовки
- Построен на принципе наращивания словарного запаса
- Предлагает экзаменационные стратегии выполнения заданий любого раздела
- Онлайн компонент MyEnglishLab и E-text
- Разнообразные видео материалы, в том числе и для грамматического материала



- Уровни Starter-B2
- Учитывает интересы подростков
- Универсальное содержание, которое может быть совмещено с любым основным курсом
- Системное изучение грамматического материала
- Имеет онлайн компонент MyEnglishLab
- Предлагает подготовку к государственной итоговой аттестации по английскому языку (ОГЭ и ЕГЭ)

Экзамен	Рекомендуемый возраст сдачи	Уровень экзамена	Учебное пособие	Уровень пособия
First words	7-8 лет	pre-A1/A1 (GSE 17-25)	BIG ENGLISH 0 / 1	A1 (10-22 / 14-27)
Springboard	8-9 лет	A1 (GSE 22-33)	BIG ENGLISH 1 / 2	A1+-A2 (14-27 / 17-33)
Quickmarch	9-10 лет	A1+/A2 (GSE 27-36)	BIG ENGLISH 3 / 4	A2 (20-37 / 23-40)
Breakthrough	10-12 лет	A2+/B1 (GSE (37-53)	BIG ENGLISH 5 / 6	A2+-B1 (26-44 / 29-47)
Level A1	11-12 лет	A1 (GSE 22-39)	WIDER WORLD 0 / 1	A1-A2 (10-25 / 22-34)
Level 1	11-13 лет	A2 (GSE 30-42)	WIDER WORLD 1 / 2	A2 (22-34 / 32-42)
Level 2	12-14 лет	B1 (GSE 43-58)	WIDER WORLD 3 / 4 FOCUS 3	B1 (40-50 / 45-55) B1 (42-58)
Level 3	14-17 лет	B2 (GSE 59-75)	FOCUS 4	B2 (58-70)
Level 4	15-18 лет	C1 (GSE 76-84)	FOCUS 5	C1 (69-78)
Level 5	17+ лет	C2 (GSE 85-90)	EXPERT Proficiency	C2 (75-90)





- ❑ **Адаптивный компьютерный тест на определение уровня владения английским языком**
- ❑ **Для изучающих язык от 16 лет**
- ❑ **Определяет уровень от Beginner до Proficiency**



- ❑ Продолжительность теста 30 минут
- ❑ Тестирует навыки письма, аудирования, чтения, а также знание лексики и грамматики в режиме онлайн
- ❑ Результаты теста в шкалах CEFR (A1-C2) и GSE (10-90) доступны сразу после прохождения теста

- ❑ Продолжительность теста 40 минут
- ❑ Тестирует навыки аудирования, чтения, письма и устной речи, знание лексики и грамматики
- ❑ Результаты теста в шкалах CEFR (A1-C2) и GSE (10-90) и детализация по каждому навыку
- ❑ Результаты по устной речи доступны с течение суток после прохождения теста

РАБОЧАЯ ПРОГРАММА
ДОПОЛНИТЕЛЬНЫХ ЗАНЯТИЙ
ПО АНГЛИЙСКОМУ ЯЗЫКУ
ДЛЯ НАЧАЛЬНОЙ ШКОЛЫ
(2-4 КЛАССЫ)

MY ENGLISH SUCCESS /МОЙ УСПЕХ В АНГЛИЙСКОМ/

ПОДГОТОВКА УЧАЩИХСЯ К СДАЧЕ
МЕЖДУНАРОДНЫХ ЭКЗАМЕНОВ ПО
АНГЛИЙСКОМУ ЯЗЫКУ
ДЛЯ МЛАДШИХ ШКОЛЬНИКОВ
PEARSON TEST OF ENGLISH YOUNG LEARNERS

Программа дополнительных занятий My English Success

- Меморандум о сотрудничестве со школой и сертификат участия в программе
- Две рабочие программы дополнительных занятий по английскому языку MY ENGLISH SUCCESS
 - Для начальной школы (2-4 классы)
 - Для средней и старшей школы (5-10 классы)
- Рекомендованная линейка учебных пособий для подготовки к международным экзаменам Pearson PTE
- Шесть практических тренингов для преподавателей по формированию экзаменационных навыков учащихся
- Три практических тренинга по методике работы с рекомендованными учебными пособиями
- Информационная поддержка в течение всего времени участия в проекте
- Помощь в работе с родителями – презентации, участие в родительских собраниях
- Обеспечение материалами для проведения пробного экзамена
- Организация и проведение экзаменационной сессии

Где найти подробную информацию о PTE и ознакомиться с их форматом?

На сайте Лэнгвидж.Просвещение www.lang-prosv.ru:

Информация обо всех экзаменах Pearson
Список аккредитованных тест-центров по всей России
Даты и цены на экзамены

На официальном сайте www.qualifications.pearson.com:
<https://qualifications.pearson.com/en/qualifications/pearson-test-of-english.html>

About PTE exams
Exam dates
Practice Tests
Correlations
Score Guide
Recognition
Test Centre Handbook



What is a “Learning environment”?

Is it a classroom? Or a school building?

“Learning environment includes not just a school building but also the combination of home, school and community that collaborate to bring the wider world into today instructions to provide a rich array of learning opportunities”

*Connie Yowell, PhD,
Director of Education
MacArthur Foundation, USA*



Among other factors teachers tend to blame the excessive use of personal gadgets

28% teachers listed “excessive use of personal gadgets as a distraction”

12% blamed “lack of parental support”

11% blamed “traditional teaching methodology”

■ The teachers were also asked about the changes they had observed in the last five years.

51% said values, ethics have declined

47% Discipline

43% Attentiveness

Institutions in learning environment are not relevant for kids from the kids’ perspective....

Digital resources will play a critical role in the ability to make advances in innovations

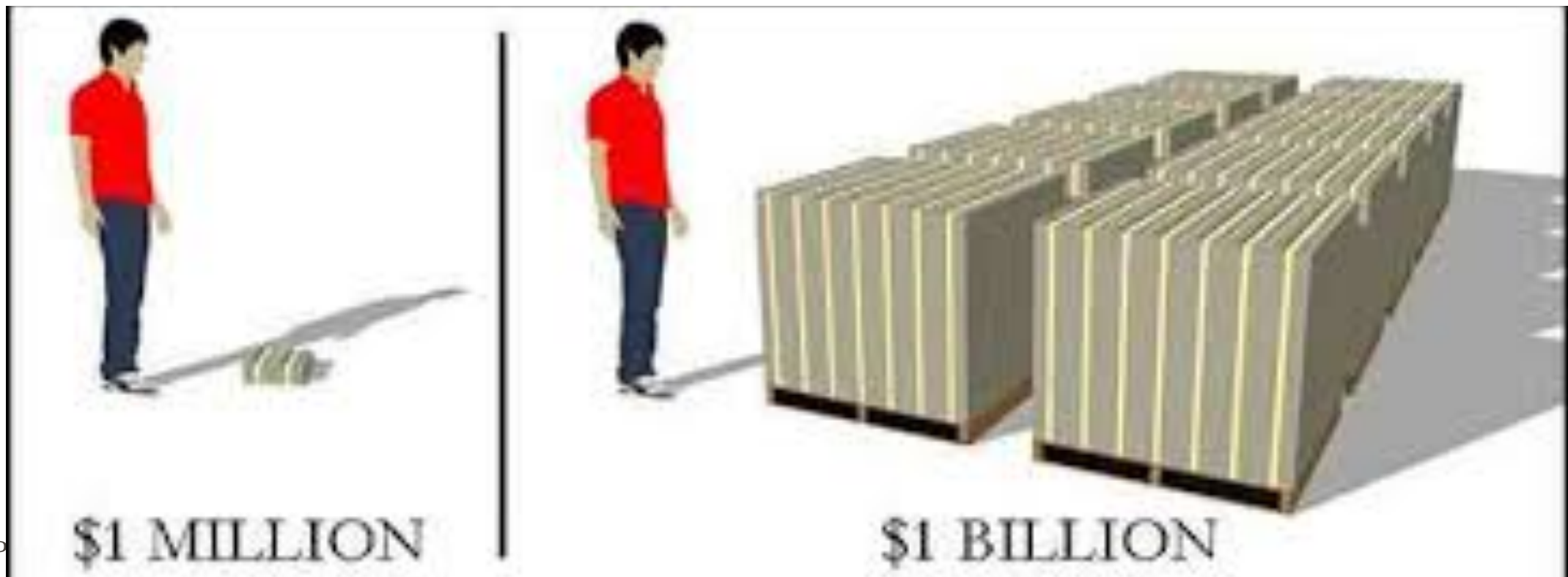


“Today’s digital natives are primed for non-linear, dynamic and rich educational experiences. Many of them have spent their entire lives immersed in an area of video games and high bandwidth online content. Instructional approaches and resources need to appeal to the sensibilities of today’s learners”

*Jim Behnke, CLO of the education, services and technology,
Pearson*

Pearson transforms itself into a digital-focused learning company

According to Pearson CEO John Fallon the company annually invests in research and development 1 billion dollars



Connected learning environment of the new Pearson instructional ecosystem contains 4 main ingredients



1. Educational Content Sources

2. Search Services

3. Construction of Solutions for Learning

- *lesson content*
- *virtual courses*
- *interim assessments*
- *collaborative online activities etc*

4. Flexible Delivery Options embracing modern technologies

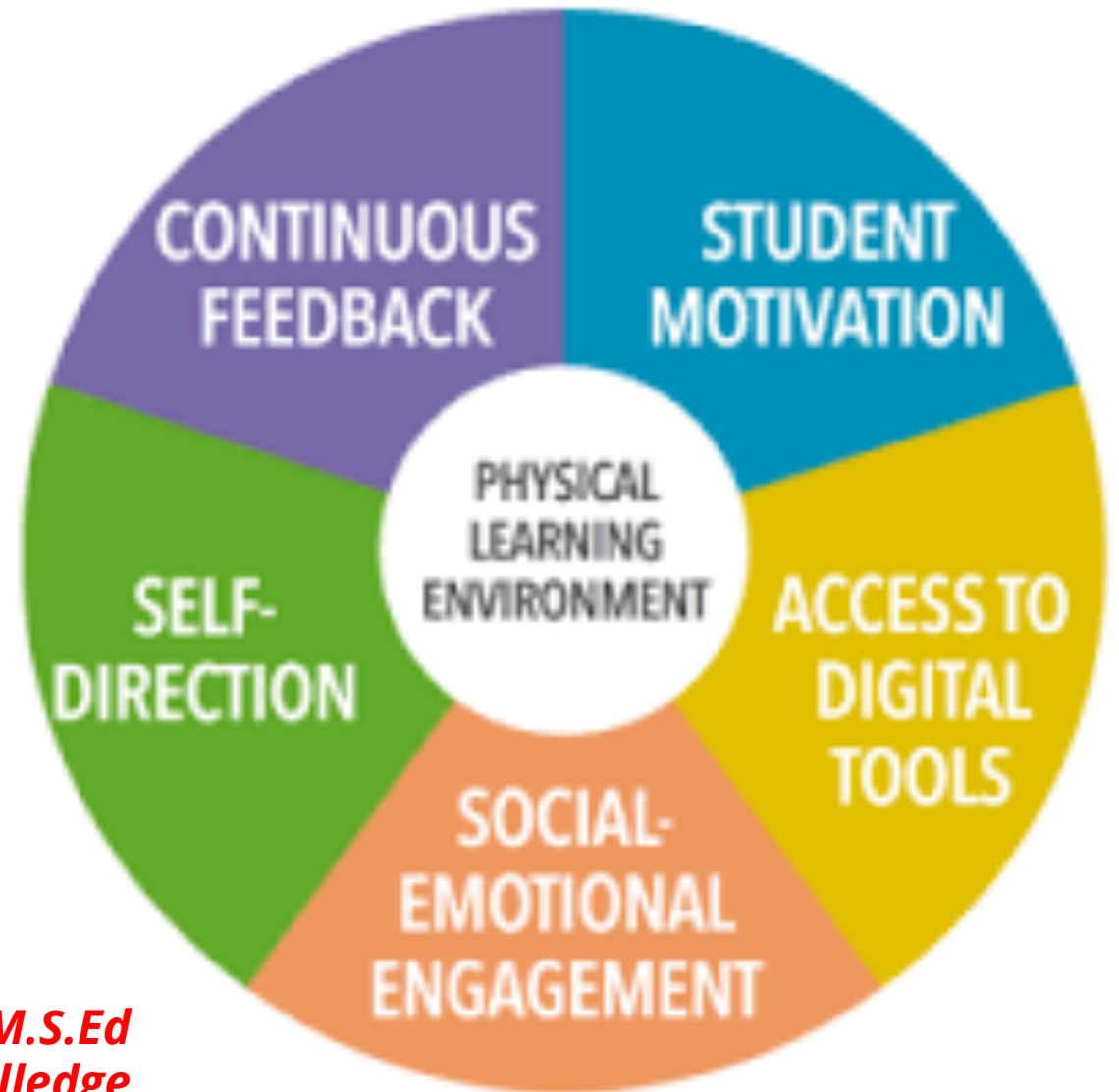
- *mobile devices*
- *ebooks*
- *Smart Board software*
- *LMS – My English Lab, Mastering, Pearson ERP*

“Learning environment”

Or Learning Ecosystem?

“Learning ecosystem is at the heart of the conversation about the future of schooling. This is where teaching, learning, instructions and assessment take place and where school management, planning, staffing and design come together to create the next generation of schooling”

*Daniel S. Christian M.S.Ed
Calvin Colledge*



Learning ecosystem is like a Smartphone ...in a way



...Given the **right resources and assets** the learning environment becomes the platform for innovations, becomes an **ECOSYSTEM**, like a Smartphone with apps

MyEnglishLab




MyGrammarLab



Placement

Pearson Online English



ePanel

How can technology help me with placement?

Pearson Placement is an English placement test delivering instant, accurate English test results from beginner to advanced.

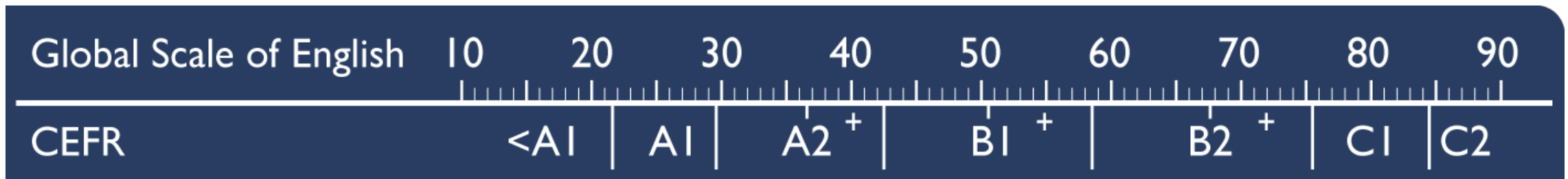


- **Online test**
- **British / International English**
- **35 minutes long**
- **Delivered through MyEnglishLab**
- **Scores writing, reading, grammar, vocabulary**
- **Beginner to advanced**
- **Scores available instantly**
- **Adaptive test**

 **Placement**

Placement score

- Placement is scored against Global Scale of English (GSE) which ranges from 10 to 90 and CEFR (from A1 to C2)
- GSE is a very precise scale which describes the student's level 13 times more accurately than CEFR



Global Scale of English Teacher's Toolkit



ПРОСВЕЩАЕМ
ВДОХНОВЛЯЕМ
ОБУЧАЕМ

Choose category [?]

Learning Objectives

Grammar

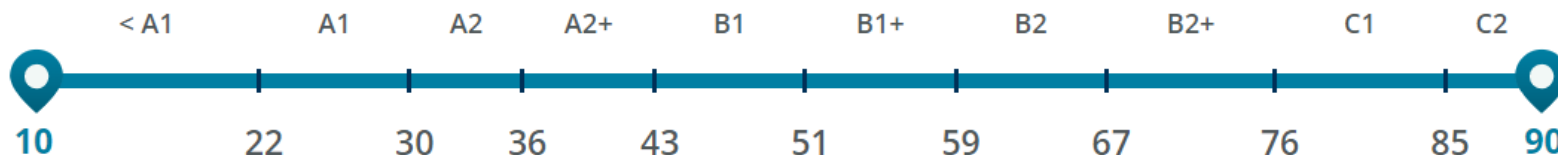
Vocabulary

Who are you teaching? [?]

Choose Learner ▼

 Choose Skill [?]

Choose a range on the GSE / CEFR [?]



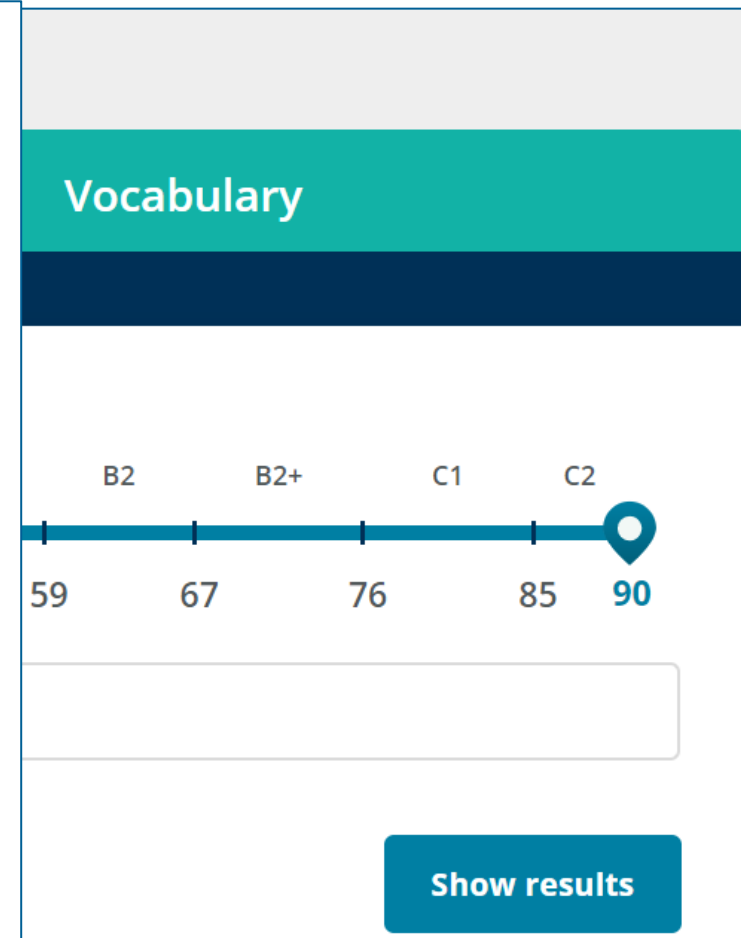
 Filter search results with a word or phrase...

Show results

What does the GSE Teacher Toolkit contain?

The GSE Teacher Toolkit is a free tool which contains a global standard of reference developed by Pearson over a number of years in collaboration with teachers, ELT authors and language experts from around the world. This online, searchable database includes:

- The **Global Scale of English**.
- **Over 2,000 GSE Learning Objectives**: search by learner type, skill or CEFR/GSE level.
- **Over 450 GSE Grammar Objectives**: search by grammatical category, structure or CEFR/GSE level.
- **39,000 Vocabulary items (including more than 3,000 YL words) and 80,000 collocations**: search by topic, grammatical category or CEFR/GSE level.
- **Over 200 jobs linked to GSE Learning Objectives**: search by job family or occupation.



MyEnglishLab



Get more from your Pearson course
with MyEnglishLab



MyEnglishLab




1 Deliver your lesson in class



2 Students practise online



3 Check students' performance online



4 Tailor your next class to target weak areas



Pearson – the world largest learning company creates **all inclusive state of the art learning Ecosystem including personalized interactive learning platform, adaptive assessment, full blended learning programme, reporting and data analyses, management and professional development**



ПРОСВЕЩАЕМ
ВДОХНОВЛЯЕМ
ОБУЧАЕМ

Лэнгвидж.Просвещение

аккредитованный центр по проведению и приему
международных экзаменов Pearson PTE в России



АДРЕС

115184, Москва
Большая Татарская, 7



ТЕЛЕФОН

+7 495 786 25 61



E-MAIL

Info@lang-prosv.ru



САЙТ

LANG-PROSV.RU

You have Questions?



We have Answers!



Got hooked? Find out more!

All about assessment

<https://www.english.com/blog/category/Assessment/page/3/>

Ссылки PTE

<https://www.english.com/blog/introduction-pearson-test-english-general/> - article

<https://qualifications.pearson.com/en/qualifications/pearson-test-of-english/pearson-test-of-english-general.html>

<https://qualifications.pearson.com/en/qualifications/pearson-test-of-english/pearson-test-of-english-general/resources.html>

<https://qualifications.pearson.com/en/qualifications/pearson-test-of-english/pearson-test-of-english-young-learners/resources.html>

Test center handbook

<https://qualifications.pearson.com/content/dam/pdf/pearson-test-of-english/pte-general-guides/test-centre-handbook.pdf>

GSE Video

<https://www.pearson.co.jp/en/company/gse/>